

Math & Reading Support for All Learners!



With our goal to continuously increase student performance, the School District of New Berlin offers all students an online resource – **CompassLearning Odyssey** – that helps them grow their skills in reading and math. This resource provides instruction through engaging lessons geared to the level each student needs.

CompassLearning Odyssey can be accessed at school or at home. It is available on your personal computer, tablet, android phone, iPhone, or a computer at the public library. (If using a phone, please make sure you are aware of the limits of your data plan.)

Below are the instructions for accessing the CompassLearning website. Many students throughout the district have been using CompassLearning since February 2013 through links on classroom webpages. We encourage students to log in several times a week to grow their skills. Students are encouraged to commit time to both reading and mathematics. We appreciate parents working in partnership with teachers by having conversations with your child after their CompassLearning sessions about what they are learning and progress.

Odyssey login address: <http://www.compasslearningodyssey.com>

User name – <u>Student’s network login ID</u> <ul style="list-style-type: none">• Student network login ID is the first letter of their first name and the first letter of their last name, followed by their 4 digit lunch number (ex: AA1111). This can be found in the Infinite Campus student or parent portal. It can be found under the Tech Permissions link on the left side of the screen.
Password - <u>student12345</u>
School – <u>New Berlin</u>

Students in grades Kindergarten through 10 who take the MAP assessment will have a “backpack or briefcase” of activities tailored to their individual learning needs. Students in grades 11 and 12 may have activities loaded based on the courses they are taking (they may contact their teacher for more information.)

Workstation Setup (if the website isn’t working on your computer)

You will need to verify that all minimum software requirements are met. A requirements list is available by clicking the System Requirements button on the Compass Learning Odyssey home page below the student log-in field.

Support Information

For additional assistance in logging in or setting up your systems, refer to the Support page at www.thelearningodyssey.com/LoginContent/system_requirements_workstation.pdf.

- You may also contact CompassLearning Customer Support at:
Email: support@compasslearning.com
Web: <http://www.compasslearning.com/customer-support>

The next page provides an example of the login screen at CompassLearning Odyssey. **For GROWTH, we recommend at least 3 sessions per week. More is BETTER! Happy Learning for all!**




User Name: student's network login ID.

Password: student12345


School: New Berlin

Notice the "system requirements" and "check system" links at the bottom of the log-in field to ensure your computer will run CompassLearning.

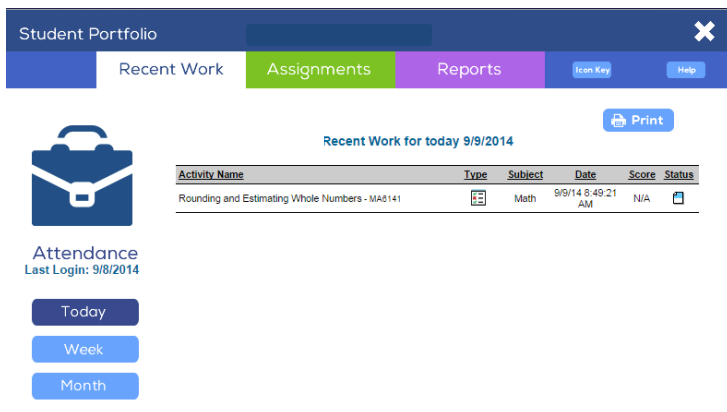


This is an example of an elementary school child's "backpack." Open the backpack to see a record of the activities and quizzes your child has completed.

Middle and high school students have a "briefcase" of activities.



To see your child's progress over certain dates, choose the **Portfolio** tab in the upper left corner of the home screen.



In the Portfolio, parents and students can view recent work and quiz scores. Under the Reports tab, parents can view work for specific subjects, activities, and date ranges.

If you need support in understanding your student's learning activities or progress, please contact your school's Math or Literacy Specialist.