

The Path to Post-Secondary Opportunities

YOUTH OPTIONS

Frequently Asked Questions About Youth Options



What Happens When I Have Been Approved?



How to apply for Youth Options



Essential Information about Youth Options

Youth Options...
are opportunities for students to earn college credit while still in high school. They are designed to help students save time and money on college tuition and to help them graduate with a college degree.

You Are Eligible for Youth Options if...
You are a student in grades 11 and 12, are currently enrolled in a Wisconsin public high school and are on track to graduate.


Joining the Youth Options Program...
You will need to complete a Youth Options application form and have it signed by your school counselor. You will also need to complete a Youth Options contract and have it signed by your school counselor and your parents/guardians.

What are the benefits of the Youth Options Program?
You will earn college credit while still in high school. You will save time and money on college tuition. You will graduate with a college degree.


The Path to Post-Secondary Opportunities

YOUTH OPTIONS

Frequently Asked Questions About Youth Options



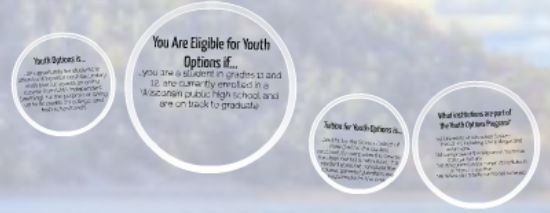
What Happens When I Have Been Approved?



How to apply for Youth Options



Essential Information about Youth Options



Essential Information about Youth Options

Youth Options is...

...an opportunity for students to attend a Wisconsin post-secondary institution (or access an online course from UW- Independent Learning) for the purpose of taking up to 18 credits for college (and high school) credit.

You Are Eligible for Youth Options if...

...you are a student in grades 11 and 12, are currently enrolled in a Wisconsin public high school and are on track to graduate

Tuition for Youth Options is...

...paid for by the School District of New Berlin if the student successfully completes the course (i.e. does not fail or withdraw). If a student does not complete the course, parents/guardians are responsible for the cost.

What institutions are part of the Youth Options Program?

- *All University of Wisconsin System institutions including UW colleges and extensions
- *All campuses of the Wisconsin Technical College System
- *All Wisconsin private, nonprofit institutions of higher education
- *All Wisconsin tribally controlled colleges

Youth Options is...

...an opportunity for students to attend a Wisconsin post-secondary institution (or access an online course from UW- Independent Learning) for the purpose of taking up to 18 credits for college (and high school) credit.

You Are Eligible for Youth Options if...

...you are a student in grades 11 and 12, are currently enrolled in a Wisconsin public high school and are on track to graduate

to
ndary
ne
ent
taking
(and

T
...pa
succ
(i.e.
stu
co

Tuition for Youth Options is...

...paid for by the School District of New Berlin if the student successfully completes the course (i.e. does not fail or withdraw). If a student does not complete the course, parents/guardians are responsible for the cost.

What institutions are part of the Youth Options Program?

- *All University of Wisconsin System institutions including UW colleges and extensions
- *All campuses of the Wisconsin Technical College System
- *All Wisconsin private, nonprofit institutions of higher education
- *All Wisconsin tribally controlled colleges

How to apply for Youth Options

Deadlines


March 1 for the fall semester
October 1 for the spring semester

Turn in your application to guidance counselors at West or Eisenhower

Where can I find the Application?

The application is available from your guidance office or you can download and print it from the Department of Public Education website:

<http://youthoptions.dpi.wi.gov/>



It Looks Like This

Always Apply for More Classes...

than you want. It will offer more choices when the time comes to register.

Classes can be found on the post-secondary website.

Deadlines

March 1 for the fall semester
October 1 for the spring semester

Turn in your application to guidance
counselors at West or Eisenhower

Where can I find the Application?

The application is available from your guidance office or you can download and print it from the Department of Public Education website:

<http://youthoptions.dpi.wi.gov/>



I. INSTRUCTIONS

Student / Parent

1. Complete all blocks of Section II (use a separate form for each semester); include and indicate any courses that are alternates in case first choice(s) is/are not approved or not available.
2. Review the following *Youth Options Conditions and Assurances*:
When signing the PI-8700-A, the student (and/or parent, if student is under age 18 or has a legal guardian) assures understanding of and/or compliance with the following conditions:
 - a. Student shall comply with admission criteria for college course(s) taken under the Youth Options Program.
 - b. Student will have completed 10th grade and will be in 11th or 12th grade while in program.
 - c. Participation is not allowable in an Institute of Higher Education if student is currently attending a technical college under this program or under the compulsory school attendance program.
 - d. For enrollment in a technical college, student is in good academic standing and is not a child at risk, as defined in s. 118.153(1)(a), Wis. Stats.
 - e. Participation may be denied by a technical college if the pupil has a record of disciplinary problems.
 - f. Student/parent may be required to reimburse the school district for tuition, fees, book, and material costs if the student fails or fails to complete a course.
3. In Section IV, sign and date (if student is under 18, parent/guardian must also sign and date).
4. Submit no later than **March 1** for fall semester courses and October 1 for spring semester courses to school board of district in which student is enrolled via the district Youth Options Coordinator.
5. Upon receipt of approved form from district, submit to college in which seeking admission.
6. Upon receipt of completed form from college, submit a copy to the school board.
7. Register for approved classes at the college.

School District

1. Review form and necessary supporting documents to verify student eligibility under PI 40.04 and determine comparability and that requested course(s) meet requirements under PI 40.07.
2. Take formal action on course request.
3. Complete Section III indicating if district offers a comparable course, if the requested course is approved for high school credit, and the number of high school credits to be granted.
4. Complete Section V including signature.
5. Retain copy of form and return original to student by **May 15** for fall semester requests or **November 15** for spring semester requests.

College

1. Review form and necessary supporting documents to verify student is eligible to enroll in the requested courses and that those courses are nonsectarian.
2. Complete Section VI including signature.
3. Send a copy of the form to the school district.
4. Retain copy of form and return original to student.

ALTERNATE	
<input type="checkbox"/>	
<input type="checkbox"/>	
<input type="checkbox"/>	
<input type="checkbox"/>	
<input type="checkbox"/>	
<input type="checkbox"/>	
<input type="checkbox"/>	
<input type="checkbox"/>	
<input type="checkbox"/>	
<input type="checkbox"/>	
<input type="checkbox"/>	
<input type="checkbox"/>	

STUDENT SIGNATURE—IN

- I understand and will comp
- I authorize the high school

Student Signature **Required**

PARENT/GUARDIAN SIGN

- I and my child understand
- I authorize the high school

Parent/Guardian Signature

II. STUDENT INFORMATION

Student Name *First, Middle, Last*

Student's Birthdate *Mo./Day/Yr.*

Gender

Female Male

Parent/Guardian Name *First, Last*

Address *Street, City, State, Zip*

Student Phone *Area/No.*

Student Email

Parent/Guardian Phone *Area/No.*

Parent/Guardian Email

High School You Attend

School District

College to Which You Are Applying for Youth Options

Current Grade

10 11 12

Previously Earned YO Credits

Semester for which applying: Spring Fall

III. BOARD ACTION

Check if Alternate	College Course Name	College Course Number	No. of College Credits	Comparable course offered?		Approved for HS credit	No. of HS Credits
				Yes	No		
<input type="checkbox"/>				<input type="checkbox"/>	<input type="checkbox"/>	<input type="checkbox"/>	
<input type="checkbox"/>				<input type="checkbox"/>	<input type="checkbox"/>	<input type="checkbox"/>	
<input type="checkbox"/>				<input type="checkbox"/>	<input type="checkbox"/>	<input type="checkbox"/>	
<input type="checkbox"/>				<input type="checkbox"/>	<input type="checkbox"/>	<input type="checkbox"/>	
<input type="checkbox"/>				<input type="checkbox"/>	<input type="checkbox"/>	<input type="checkbox"/>	
<input type="checkbox"/>				<input type="checkbox"/>	<input type="checkbox"/>	<input type="checkbox"/>	
<input type="checkbox"/>				<input type="checkbox"/>	<input type="checkbox"/>	<input type="checkbox"/>	
<input type="checkbox"/>				<input type="checkbox"/>	<input type="checkbox"/>	<input type="checkbox"/>	
<input type="checkbox"/>				<input type="checkbox"/>	<input type="checkbox"/>	<input type="checkbox"/>	
<input type="checkbox"/>				<input type="checkbox"/>	<input type="checkbox"/>	<input type="checkbox"/>	
<input type="checkbox"/>				<input type="checkbox"/>	<input type="checkbox"/>	<input type="checkbox"/>	
<input type="checkbox"/>				<input type="checkbox"/>	<input type="checkbox"/>	<input type="checkbox"/>	
<input type="checkbox"/>				<input type="checkbox"/>	<input type="checkbox"/>	<input type="checkbox"/>	
<input type="checkbox"/>				<input type="checkbox"/>	<input type="checkbox"/>	<input type="checkbox"/>	

IV. STUDENT & PARENT / GUARDIAN SIGNATURES

STUDENT SIGNATURE—IN SIGNING THIS DOCUMENT, I acknowledge the following:

- I understand and will comply with the assurances and conditions outlined in number 2 under "Student/Parent Instructions"
- I authorize the high school and college to share course and grade information

Student Signature **Required**

Date Signed *Mo./Day/Yr.*

PARENT/GUARDIAN SIGNATURE—Required if student is under 18.

- I and my child understand and will comply with the assurances and conditions outlined in number 2 under "Student/Parent Instructions"
- I authorize the high school and college to share course and grade information

Parent/Guardian Signature

Date Signed *Mo./Day/Yr.*

Named student is approved to enroll

Yes No. If no, reason

Check if student has a record

Name of School Board Approval Authority

School Board Approval Authority

Name of College

Eligible to enroll

Not eligible to enroll



III. BOARD ACTION		
Available Offered? No	Approved for HS credit	No. of HS Credits
<input type="checkbox"/>	<input type="checkbox"/>	
<input type="checkbox"/>	<input type="checkbox"/>	
<input type="checkbox"/>	<input type="checkbox"/>	
<input type="checkbox"/>	<input type="checkbox"/>	
<input type="checkbox"/>	<input type="checkbox"/>	
<input type="checkbox"/>	<input type="checkbox"/>	
<input type="checkbox"/>	<input type="checkbox"/>	
<input type="checkbox"/>	<input type="checkbox"/>	
<input type="checkbox"/>	<input type="checkbox"/>	
<input type="checkbox"/>	<input type="checkbox"/>	
<input type="checkbox"/>	<input type="checkbox"/>	
<input type="checkbox"/>	<input type="checkbox"/>	
<input type="checkbox"/>	<input type="checkbox"/>	
<input type="checkbox"/>	<input type="checkbox"/>	
<input type="checkbox"/>	<input type="checkbox"/>	
<input type="checkbox"/>	<input type="checkbox"/>	
<input type="checkbox"/>	<input type="checkbox"/>	

Student Instructions"

Date Signed Mo./Day/Yr.

"Student/Parent Instructions"

Date Signed Mo./Day/Yr.

V. SCHOOL BOARD APPROVAL

Named student is approved to enroll for courses marked "Approved" in Section III:

Yes No. If no, reason for denial:

Check if student has a record of disciplinary problems *Applies only to Youth Options applications for technical colleges.*

Name of School Board Approval Authority	Phone Area/No.
School Board Approval Authority Signature	Date Signed Mo./Day/Yr.

VI. COLLEGE APPROVAL

Name of Course(s) Student Registered to Attend	Course Code(s)/Number(s)	No. of College Credits

Eligible to enroll I CERTIFY that the above named student is eligible to attend the course(s) listed in Section VI and that all these courses are nonsectarian in content. The student will be notified of college admission policies/criteria and record disclosure provisions. The college agrees to provide the school district with grade and attendance information upon request.

Not eligible to enroll I CERTIFY that the above named student is not eligible to enroll in and/or attend the course(s) listed in Section VI. The student will be notified of the reasons for ineligibility.

Name of College Representative	Phone Area/No.	Email
College Representative Signature		Date Signed Mo./Day/Yr.

VII. APPEALS

Appeals of school board decision: A student may appeal a school board decision regarding awarding of high school credit or course comparability to the State Superintendent within 30 days of the board's decision.



Always Apply for More Classes....

than you want. It will offer more choices
when the time comes to register.

Classes can be found on the post-
secondary website.

What Happens When I Have Been Approved?

The Form Will Be Returned...

to the student once board approval is granted (or, in some cases, denied).

With the course approval in hand, go online to the college or technical school to which you are applying and begin the registration process.

The process varies for each school.

When Enrolled in the YOP course....

notify your guidance counselor so that your YOP course can be added to your schedule and your high school schedule can be adjusted to accommodate your outside course

Purchase the Books...

and non-consumable materials that you will need for your class(es).

Save the receipts.

Turn in your non-consumable materials and books to your counselor when you have completed your class(es).

The district will reimburse your expenses.

The Form Will Be Returned...

to the student once board approval is granted (or, in some cases, denied).

With the course approval in hand, go online to the college or technical school to which you are applying and begin the registration process.

The process varies for each school.

When Enrolled in the YOP course....

notify your guidance counselor so that your YOP course can be added to your schedule and your high school schedule can be adjusted to accommodate your outside course

Purchase the Books...

and non-consumable materials that you will need for your class(es).

Save the receipts.

Turn in your non-consumable materials and books to your counselor when you have completed your class(es).

The district will reimburse your expenses.

Frequently Asked Questions About Youth Options

Why might a course be denied?

A course which is an 80% match to a class offered at the high school will be denied since the student could take it in high school.

Whose responsibility are other expenses?

The student and/or the student's family must pay for transportation to and from the classes) and for the parking expenses; students with special financial circumstances may qualify for transportation aid.

What happens if the student fails the course?

If the student fails the course or withdraws after the individual school's deadline, the district will ask for reimbursement from the student and/or the parent(s) or guardian(s) for the entire amount.

Is there a limit to the number of credits a student may take?

Yes. Students may take a maximum of 38 college credits.

Can a student take a Youth Options course in summer or in the evening?

Evening courses which are offered during the school year (September - June) are allowed but summer school classes are not covered by the YOP provisions. However, summer school courses are covered under Course Options.

Why might a course be denied?

A course which is an 80% match to a class offered at the high school will be denied since the student could take it in high school.

Whos

o

The stud
must pa
the clas
expense
financia
transpo

Whose responsibility are other expenses?

The student and/or the student's family must pay for transportation to and from the class(es) and for the parking expenses; students with special financial circumstances may qualify for transportation aid.

What happens if the student fails the course?

If the student fails the course or withdraws after the individual school's deadline, the district will ask for reimbursement from the student and/or the parent(s) or guardian(s) for the entire amount.

ability are
ses?

the student's family
ation to and from
e parking
h special



Is there a limit
of credits a
tal

Yes. Students may
of 18 college

Is there a limit to the number of credits a student may take?

Yes. Students may take a maximum of 18 college credits.


Can a student take a Youth Options course in summer or in the evening?

Evening courses which are offered during the school year (September - June) are allowed but summer school classes are not covered by the YOP provisions. However, summer school courses are covered under Course Options.


The Path to Post-Secondary Opportunities

YOUTH OPTIONS

Frequently Asked Questions About Youth Options



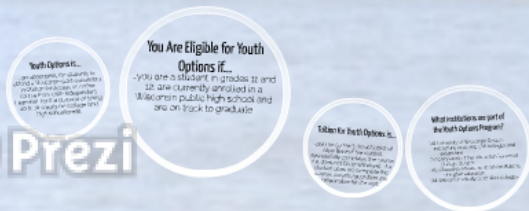
What Happens When I Have Been Approved?



How to apply for Youth Options



Essential Information about Youth Options



Prezi

The Path to Post-Secondary Opportunities

YOUTH OPTIONS

Essential Information about Youth Options

- You're Eligible If...**
 - You are a Michigan resident
 - You are currently enrolled in a Michigan public high school and are on track to graduate
- What's Different?**
 - You can earn college credit while still in high school
 - You can save money on tuition and books
 - You can explore different majors and careers
- What are the Benefits?**
 - You can earn college credit while still in high school
 - You can save money on tuition and books
 - You can explore different majors and careers

How to apply for Youth Options

- Step 1: Eligibility**
 - Check if you meet the requirements
- Step 2: Application**
 - Complete the application form
- Step 3: Approval**
 - Wait for approval from the program
- Step 4: Enrollment**
 - Enroll in the program

What Happens When I Have Been Approved?

- Step 1: Enrollment**
 - Enroll in the program
- Step 2: Course Selection**
 - Choose your courses
- Step 3: Attendance**
 - Attend classes and complete assignments

Frequently Asked Questions About Youth Options

- Q: How do I apply?**
- Q: What are the requirements?**
- Q: How much does it cost?**
- Q: How long does it take?**
- Q: Can I earn college credit?**

The Path to Post-Secondary Opportunities

YOUTH OPTIONS

Essential Information about Youth Options

Youth Options is...

an opportunity for students to explore different career paths and gain hands-on experience in a field of interest. It is a program that allows students to earn college credit while still in high school.

You Are Eligible for Youth Options if...

-You are a student in grades 11 and 12 who currently attend a Wisconsin public high school and are on track to graduate

Follow the Youth Options process...

1. Complete the Youth Options application form and submit it to your school counselor.

What professions are part of the Youth Options Program?

Students can explore careers in fields such as: Agriculture, Business, Health Sciences, Information Technology, Manufacturing, and Public Safety.

How to apply for Youth Options

Deadlines

Applications are accepted on a rolling basis, but there are specific deadlines for each semester.

Which forms do I need?

You will need to complete the Youth Options application form and have it signed by your school counselor.

What is the fee?

There is a fee associated with the program, which is waived for students who are on financial aid.

What Happens When I Have Been Approved?

Initial Interview

You will meet with a representative from the program to discuss the details of the program and answer any questions you may have.

What is the next step?

You will receive information about the program and the specific steps you need to take to get started.

Additional Information

You will receive information about the program and the specific steps you need to take to get started.

Frequently Asked Questions About Youth Options

