

Browsing Your Library Collection and Reading Follett eBooks with the Destiny Discover App

The Destiny Discover™ app is available for iOS and Android devices with access to Google Play, as well as Nook HD and HD+, Kindle Fire HD and HDX and Windows/Mac. Use it to search your library catalog and download eBooks for offline reading.

Download and log in

1. To download and install the app for the appropriate device, go to the Destiny Discover app Installation Options webpage one of the following ways:

- Go to: <http://www.folletlearning.com/books-materials/learn/digital-content/follett-ebooks/ebook-management/destiny-discover/download>

- From the top toolbar of an open Follett eBook, tap > **Download App**.

Note: If you are installing the app to an Apple or Android device, you can also download the app from the App Store or Google Play.

2. Launch the mobile app.

3. In the **Location** drop-down, select your state or province.

Note: If you are not in the US or Canada, select **Other**.

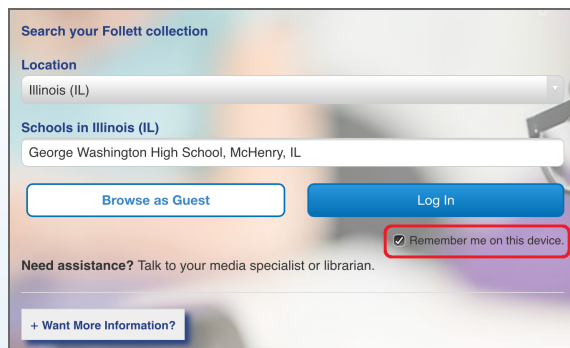
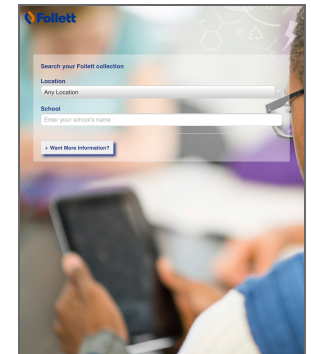
4. In the **School** field, type the first three letters of your school's name. A suggestion list appears.

5. Find and select your school's name.

Note: Steps 1–5 only need to be completed the first time you log in or if you need to select a different school.

6. If you are logging in with a username and password on a private/safe/secure device and want to automatically log in next time you open the app, select **Remember me on this device**.

Important: This step is required to access downloaded Follett eBooks and Follett audiobooks when you are offline.



7. Use the following table to choose what you want to do:

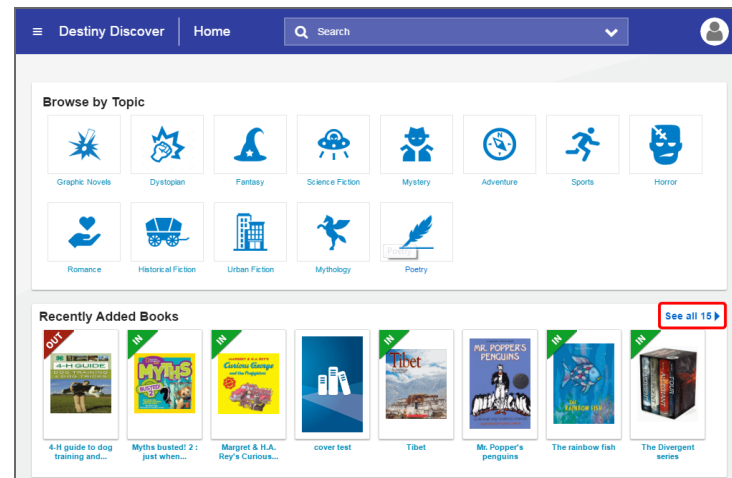
If you want to...	Then...
Log in with a username and password	a. Tap Log In . b. Type your username and password. c. Tap Submit .
Browse your library collection as a guest Note: You must log in with a username and password to access Follett eBooks, Follett audiobooks and some online resources.	Tap Browse as Guest .

Search

Searching your library collection from the app is just like searching Destiny Discover from any browser. There are two different ways to search for resources—you can browse for resources using the ribbons on the homepage, or search for a specific resource.

To browse from a ribbon on the homepage, do one of the following:

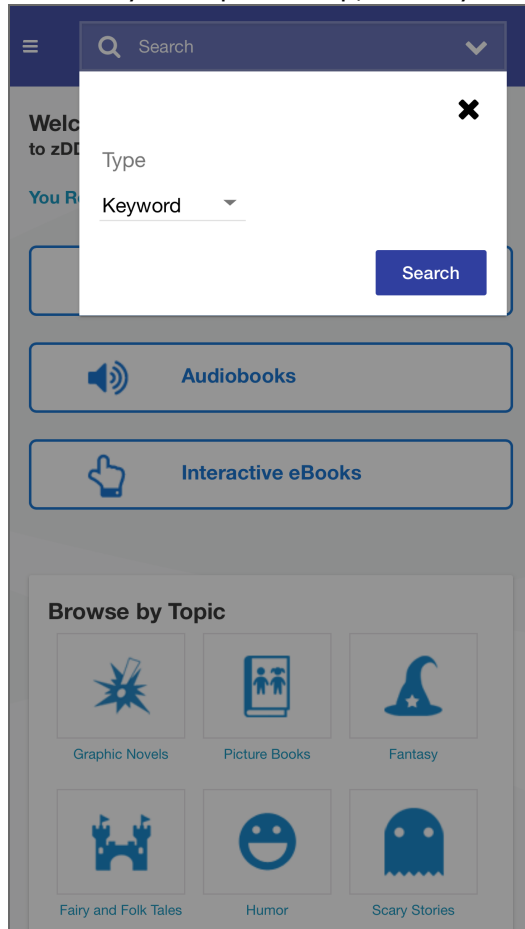
- To browse a specific topic, click an icon in the "Browse by Topic" ribbon.
- To browse any other ribbon, click the associated **See all** link.



To search for a specific resource:

1. Click the **Search** field drop-down, and then use the **Type** drop-down to select the type of search you want.


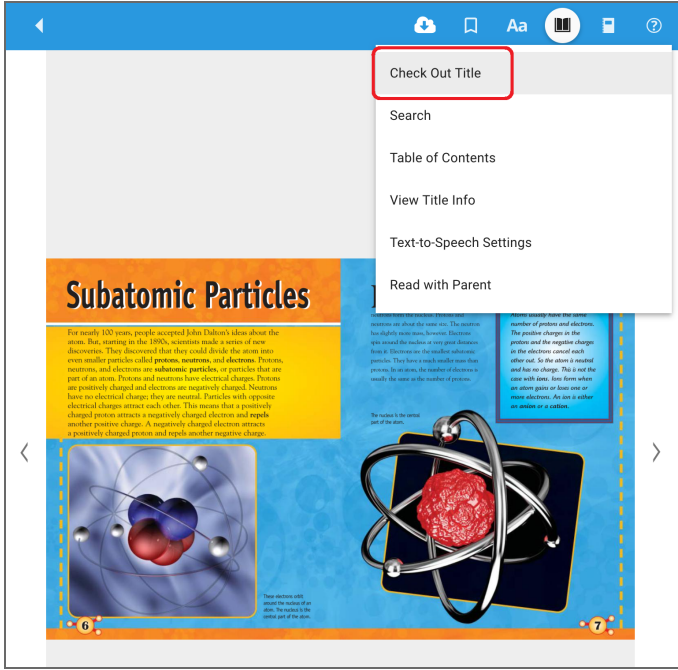
Note: If you skip this step, Destiny Discover performs a keyword search.



2. In the search field, type your search term.
3. Tap **Search**, **Enter** or **Return**.
4. From the **All** tab, browse all of your library's resources, or limit your search results to a specific format by tapping the **Books**, **Digital**, **Databases**, **Collections** or **Open Educational Resources** tab.

Check out eBooks

If you want to...	Then...	
<p>Check out an eBook from the search results</p>	<p>Tap Checkout.</p>	<div data-bbox="1081 284 1270 511"> </div> <div data-bbox="1270 284 1480 673"> <p>Atoms and molecules Aloian, Molly. Follett eBook Series: Why chemistry matters Published: 2009 Reading Level: 6.3 Interest Level: 3-6 Accelerated Reader@: 6.8 / 1.0 pts</p> </div> <div data-bbox="1627 284 1921 609"> <p>Unlimited copies</p> <p> Open</p> <p> Checkout</p> <p> Favorite</p> </div>
<p>Check out an eBook from the title details</p>	<p>Tap Checkout.</p>	<div data-bbox="1081 722 1270 950"> </div> <div data-bbox="1270 722 1480 852"> <p>Atoms and molecules Molly Aloian. Follett eBook</p> </div> <div data-bbox="1081 950 1228 1047"> <p>★★★★★ Reviews: 4 Add a Review</p> </div> <div data-bbox="1627 722 1921 1047"> <p>Unlimited copies</p> <p> Open</p> <p> Checkout</p> <p> Favorite</p> </div>

If you want to...	Then...	
<p>Check out an eBook that you have opened</p>	<p>From the top toolbar, tap  > Check Out Title.</p>	 <p>The screenshot shows an eBook page titled "Subatomic Particles". At the top, there is a toolbar with several icons. A red box highlights the "Check Out Title" icon, which is a book with a checkmark. A white menu is open over the toolbar, listing options: "Check Out Title", "Search", "Table of Contents", "View Title Info", "Text-to-Speech Settings", and "Read with Parent". The background of the screenshot shows a page with text and two diagrams of atoms. The left diagram shows a nucleus with protons and neutrons, and the right diagram shows a Bohr-style model of an atom with a red nucleus and blue electrons on orbits.</p>


Note: You can read an eBook online without checking it out; however, if you close the eBook or it times out, it becomes available for others to check out.

To access a checked-out eBook, select  > **Checkouts.**

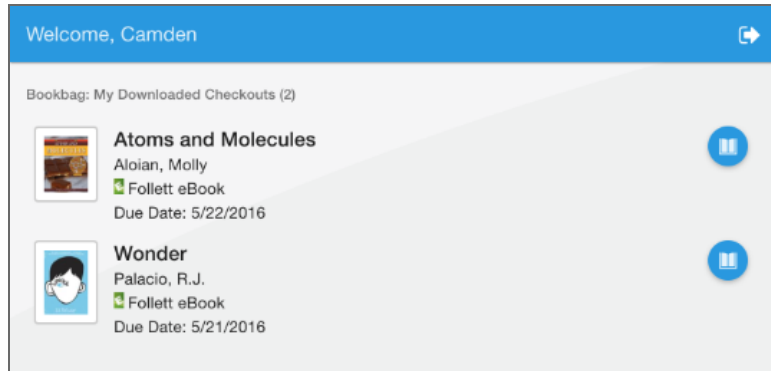
Important: To have an eBook available for offline reading, you must check it out and then download it to a device while you are online.

Download and access an eBook to read offline


From an open eBook, tap  to begin downloading. If the eBook is not checked out to you, it will be checked out.

To access the eBook when you are offline, open the Destiny Discover app to view your downloaded checkouts, and then click  next to the title.

Note: To access downloaded eBooks when you are offline, you must select **Remember me** when you log in with an Internet connection. Then, when you open the app while offline, you will be auto logged-in to access downloaded eBooks.



Notes:

- If you downloaded an eBook or audiobook and want to use it offline on a different device, first you have to move the eBook back online from the device it is downloaded on. To do this, open the eBook, and then click .
- If you take notes while reading a downloaded eBook or audiobook while offline, you need to log in online for them to be available in your Notebook.

Listen to an audiobook

To play a Follett audiobook from the app, you must download it to your device. If the audiobook is already checked out to you, tapping **Play** starts the download process. If the audiobook is not checked out to you and you tap **Play**, it automatically becomes checked out to you and downloads.